

Wheeleez™ Boat Launching Wheels (WZ1-BLW-30) Installation and Instruction Sheet



Components


- a) L axle arm (1)
- b) R axle arm (1)
- c) Mounting bracket (2)
- d) Locking clip (2)

Hardware

- e) M8x30 (5/16 x 1 1/4") bolt (4)
- f) Small washer (4)
- g) Large washer (4)
- h) Nyloc nut (4)
- i) Spreader plate (2)
- j) R-clip, for wheels (2)
- k) Locking bolt & nut (M5x30 or 3/16 x 1 1/4") for 2 wheels.

Wheels

- l) 2x WZ1-30UC balloon wheels with 25.4mm (1") bearings (2)



Features & Specification

- Fitted with Wheelleez™ “Go-Anywhere” 30cm PU balloon wheels.
- Simple 4-bolt installation.
- Ideal for soft sand and challenging terrain.
- Lifts the boat (and propeller) high off the ground. Distance pivot to ground: 68cm (26.5”).
- Versatile operation for stow & deploy, inside or outside of the boat.
- Axle arms are removable or can be permanently attached to the boat (via locking clips).
- 316 stainless steel frame and hardware.
- Weight per arm (including wheel): 3.5kg (7.7 lbs).
- For use with outboards up to 15HP.
- Max load capacity: 110kg/ 240 lbs. (per pair).
- For use on portable boats up to 3.6m (12ft).
- May not suit all transom and engine configurations.

Warnings

1. Wheels are not rated for road/highway use.
2. Remove wheels when trailering boat (if locking clip cannot be used).

Maintenance

Stainless steel can rust if its natural protective layer is worn away. Applying a light film of lubricant (e.g. marine grade Tef-Gel) is recommended on the metal sliding surfaces (below) to ensure smooth operation and to reduce the chance of corrosion.



Mounting Considerations

1. Ride height.



Provide sufficient ground clearance to prop, especially over uneven terrain.

2. Hand access.



- Position wheels as far apart as possible for maximum stability.
- Provide clearance between pontoon and moving parts.
- Allow enough hand access to black knobs.


3. Provide clearance between arms and engine/boat features.



Use of Locking Clip


Fitting the locking clip is strongly recommended, unless:

- The wheel clashes with the pontoon as the arm is moved up/down.
- The launching wheels cannot remain permanently attached to the boat.



Fitting – WITHOUT Locking Clip

1. Mark & drill 2x 9mm (3/8") holes through the transom at 124mm (4.88") on-center.
2. Depending on transom material & construction, protect cut edges accordingly.
3. Pass bolts (e), with small washer (f) under head, through mounting bracket (c) and transom holes. Seal transom holes with silicone sealant.
5. Fit axle arm (a) (b) into bracket.



4. Inside the boat, secure bolts with nyloc nuts (h) and either of:
 - a. Large washers (g), or
 - b. Rectangular spreader plate (i), to suit construction and stiffness of transom.


6. Fit wheel (l) onto axle & secure with either locking bolt (k) or R-clip (j).




Bracket mounting template attached to this document (page 7).

Fitting – WITH Locking Clip

1. Mark & drill 2x 9mm (3/8") holes through the transom at 124mm (4.88") on-center.
2. Depending on transom material & construction, protect cut edges accordingly.
3. Fit axle arm (a) (b) into bracket (c) in the downwards position and slide over locking clip (d), as shown.
5. Inside the boat, secure top bolt with nyloc nut and either of:
 - a. Large washer (g), or
 - b. Rectangular spreader plate (i), to suit construction and stiffness of transom.



4. Offer assembly up against drilled holes through transom. Pass bolt (e), with small washer (f) under head, through **top** hole. Seal transom hole with silicone sealant.
6. Release black knobs and rotate arm to the top position. Install **bottom** bolt, washers & nyloc nut.



7. Fit wheel onto axle & secure with either locking bolt (k) or R-clip (j).



Using the Arms

Wheels must be **unloaded** before moving arms up or down.



In water: boat must be fully afloat to remove load from the wheels.



On land: lift corner of boat to freely operate arm.


Refer to online videos as there are multiple modes of operation.

Fitting Optional Tuff-Tires

It is possible to fit the 26cm/ 10.2" (WZ1-26TT-PC) and 38cm/ 15" (WZ1-38TT-PC) Tuff Tires to the arms.



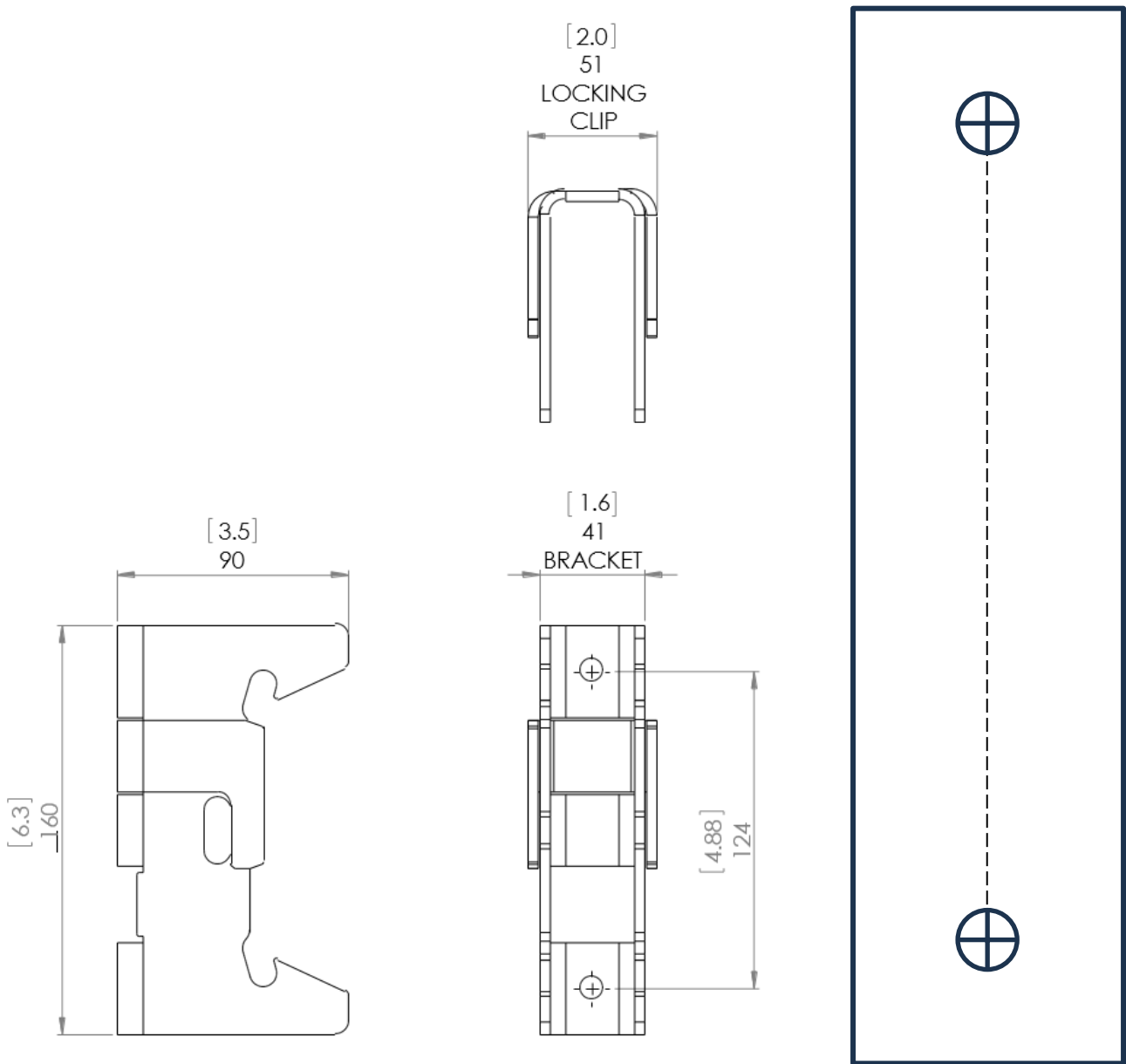
Wheel placement along the axle is dependent on boat type, pontoon size and length.



Secure the wheel along the axle using spacers and either the locking bolt (k) or R-clip (j).

- Total spacer length for 26TT = 100mm (4"). Cut into lengths to suit tire position, e.g. 1x 100mm (4").
- Total spacer length for 38TT = 104mm (4.1"). Cut into lengths to suit tire position, e.g. 2x 52mm (2.05").

Drill Template



Bracket Size: 160 x 41mm (6.3" x 1.6")
Hole Diameter: 9mm (3/8")
Hole Centers: 124mm (4.88")

Limited Liability

APSL - Hong Kong (Asian Prime Sources Limited), Effective April 07, 2010
Wheeleez, Inc. (Authorized Warranty Service Provider for APSL - Hong Kong in the USA)
790 Chadbourne Rd, Suite B Fairfield, CA 94534 USA
Tel: 707-751-3999, Fax: 707-751-3939, www.wheeleez.com

LIMITED WARRANTY

CUSTOMER ACKNOWLEDGES THAT BY ACCEPTING AND USING THE Wheeleez® PRODUCT, CUSTOMER IS ACCEPTING ALL OF THE TERMS AND CONDITIONS OF THIS LIMITED WARRANTY AND ITS WAIVERS. CUSTOMER SHOULD IMMEDIATELY RETURN THE PRODUCT IF THESE TERMS ARE NOT ACCEPTABLE.

APSL - Hong Kong ("COMPANY") warrants to the original purchaser ("Customer") of its Wheeleez® products (i.e. the Wheeleez® tire, rim assembly, and frame) that such products shall be free of defects in material and workmanship for the lesser of (i) ninety (90) days from the date of purchase in cases where the Customer leases or rents the Wheeleez® product to third parties; or (ii) six (6) months from the date of purchase by the Customer in the case of other sales (the "Warranty Period"). With respect to any defect in materials or workmanship occurring within the Warranty Period, notice thereof from the Customer must be received in writing by COMPANY at its principal place of business not later than 30 days after expiration of the Warranty Period ("Covered Defect") or the LIMITED WARRANTY will expire and be void. This limited warranty shall not extend to or apply to any industrial use of COMPANY'S product which would require metal bearings for the Wheeleez® wheel, such as in construction applications. In such applications, Customer shall look solely to the separate warranty provided by the bearing manufacturer. Should any court extend the protections of this warranty to such Customer, then the limitations herein stated as to the remedies, duration and extent of the warranty shall apply. Upon receiving timely written notice of a Covered Defect, and in full satisfaction of its obligations under this LIMITED WARRANTY, COMPANY shall have the option of repairing or replacing any part or the whole of its product to cure the Covered Defect and fully satisfy its obligations hereunder. At its option, COMPANY may either (i) repair or replace the Covered Defect at the Customer's facility, in which event Customer shall cooperate fully with COMPANY, or (ii) COMPANY may require that the Customer ship the part or product affected by the Covered Defect to COMPANY or its designated repair facility for repair. All notices by Customer respecting any Covered Defect shall be through the contact for Wheeleez, Inc., noted above. All warranty replacements require prior COMPANY approval and must be shipped to COMPANY freight pre-paid. All warranty parts or products are returned to the Customer with shipping charges COD unless otherwise agreed to in writing. If a product or part is replaced or repaired, the Warranty Period for such product or part shall be the later of (i) sixty (60) days after the date of repair or replacement of such defective part or product, or (ii) the remaining length of the original six (6) month Warranty Period for such product or part. Any sales representations or demonstrations shown to the Customer were for purposes of illustration only and do not alter this Limited Warranty or imply any uses for the Company's product other than those for which it was designed. Customer agrees as a condition of its purchase of the COMPANY'S products to review the limitations listed in the wheel/tire warranty information. This product is not designed and should not be (i) used for horizontal movement along an incline where one side of the product is elevated above the other, (ii) moved at speeds in excess of normal walking speed (2-4 miles per hour), (iii) subjected to sharp turning maneuvers. Exceeding tire pressure and/or maximum payload limitations voids any Warranty.

This product is not intended to be used for long-term storage under loaded conditions. This product is NOT legal for "ON-ROAD" use and is NOT intended to be used as a FLOTATION DEVICE, FLYING INSTRUMENT, or TOY. Any use of this product in a manner other than that for which it was designed shall terminate any warranties hereunder. Furthermore, Seller will have no warranty obligations under this LIMITED WARRANTY if the products or goods furnished by COMPANY to Customer are subjected to abuse, misuse, negligence, OVERINFLATION, accident or any modification not approved by Seller (any modification approved by COMPANY must be carried out in accordance with COMPANY'S instructions, be approved in writing by COMPANY, and must be completed consistent with good engineering practices).

THE WARRANTIES AND REMEDIES PRINTED ABOVE ARE THE SOLE WARRANTIES AND REMEDIES AVAILABLE FOR ANY MALFUNCTION OR DEFECT IN THE COMPANY'S PRODUCTS, REGARDLESS OF THE FORM OF DAMAGES CLAIMED. CUSTOMER AND ALL OTHER PARTIES WHO ACQUIRE AN INTEREST OR USE COMPANY'S PRODUCTS HEREBY WAIVE AND RELEASE COMPANY FROM ANY OTHER WARRANTY BLIGATIONS WHATSOEVER. EXCEPT TO THE EXTENT OF THE LIMITED WARRANTIES AND REMEDIES SPECIFIED HEREIN, COMPANY DISCLAIMS ANY AND ALL OTHER IMPLIED OR EXPRESS WARRANTIES OR REMEDIES, AND SPECIFICALLY DISCLAIMS ANY OTHER WARRANTIES OF FITNESS, MERCHANTABILITY, OR USE. REGARDLESS OF ANY OTHER PROVISION HEREIN, (i) COMPANY'S LIABILITY FOR DAMAGES DUE TO DEFECTS IN PRODUCTS OR SERVICES SHALL NOT EXCEED THE COST OF THE PRODUCT, PART, OR SERVICE PAID FOR BY THE CUSTOMER, AND (ii) NEITHER COMPANY NOR ITS AGENTS, REPRESENTATIVES OR SUCCESSORS IN INTEREST SHALL BE LIABLE FOR ANY CLAIMS FOR SPECIAL OR CONSEQUENTIAL DAMAGES CAUSED BY A MALFUNCTION OR DEFECT IN ITS PRODUCTS, WHETHER FOR LOSS OF USE, LOST REVENUE, LOST PROFIT, OR ANY OTHER FORM OF CONSEQUENTIAL OR SPECIAL DAMAGES. THESE LIMITATIONS ON LIABILITY SHALL APPLY REGARDLESS OF THE CUSTOMER'S PARTICULAR USE OR APPLICATION OF THE COMPANY PRODUCT OR PART, AND REGARDLESS OF WHETHER OR NOT COMPANY KNEW OF SUCH PARTICULAR USE OR APPLICATION. NO AGENT, STAFF, OR EMPLOYEE IS AUTHORIZED TO EXTEND ANY WARRANTIES OR ASSURANCES TO A CUSTOMER CONTRARY TO THESE PROVISIONS UNLESS THEY ARE IN WRITING AND SIGNED BY AN OFFICER OF COMPANY. ANY CHANGE IN THE TERMS OF THIS LIMITED WARRANTY AND LIMITATION ON LIABILITIES MUST BE IN WRITING AND SIGNED BY COMPANY.

This Warranty gives you specific legal rights while also limiting those rights and your remedies. You may also have other rights under applicable law and certain jurisdictions may preclude limitations on the length of a warranty or on the recovery of incidental or consequential damages. If any portion of this warranty and/or its limitations is deemed to be unenforceable, then the remaining portion shall be enforced. Should Customer wish to enhance the warranties provided by COMPANY, it may do so by contacting COMPANY and negotiating for enhancements to the limited warranty herein granted based on price. However, no such enhancements shall be valid unless evidenced by a specific agreement to such effect, duly executed by an officer of, and after full payment for the additional costs of such an enhanced warranty.