


ACCESSIBILITY



It's Electrifying and Portable!!



Specifications:

- 2 x 450W Motors, 43:1 Gear Ratio.
- Victron IP65 24/7- Charger with Bluetooth.
- Battery LiFePO4 24V/50Ah.
- LiNX® Control System.
- 120A Controller.



• EXHILARATING • RELIABLE • EASY ASSEMBLE / DISASSEMBLE



© 2022 Copyright APSL (Asian Prime Sources Limited - Hong Kong)



© 2022 Copyright APSL (Asian Prime Sources Limited - Hong Kong)



GO ANYWHERE WITH



SUITABLE UP TO 120kg (264 lbs.)



Features

- 316 Marine Grade Stainless Steel /electropolished.
- All tubing: 1.6mm (0.1") wall thickness.
- 360 degree front swivel casters.
- 6mm (0.2") drop nose pins secure frame.
- Adjustable leg rest/ padded hinge protectors.
- Anti tip/brake bar.
- WheelEEZ® Low pressure balloon wheels.
- Marine grade acrylic canvas upholstery is mold, rot and saltwater resistant and UV stable. Quick release buckles facilitate removal for easier cleaning.
- Lap belt included.
- Additional thoracic and head supports compatible.

Specifications:

- Seat width: 460mm (18.5") to suit up to 450mm (18") hip width.
- Seat height approx: 500mm (19.75").
- Length overall: 1200mm (47.25") including footrest.
- Maximum width: 980mm (38.75").
- Height from ground to top handles: 1020mm (40.25").
- Weight assembled: 28kg (62 lbs.) - Payload: 120kg (264 lbs.).
- Front: 2x WheelEEZ® Wheels 30cm (11.8") x 18cm (7") - WZ1-30UB.
- Rear: 2x WheelEEZ® Wheels 49cm (19.3") x 23cm (9") - WZ1-49UC.



Details & Information: <https://apsl.com.hk/>

GO ANYWHERE WITH



SUITABLE UP TO 65kg (143 lbs.)



Features

- 316 Marine Grade Stainless Steel /electropolished.
- All tubing: 1.6mm (0.1") wall thickness.
- 360 degree front swivel casters.
- 6mm (0.2") drop nose pins secure frame.
- Adjustable leg rest/ padded hinge protectors.
- Anti tip/brake bar.
- WheelEEZ® Low pressure balloon wheels.
- Marine grade acrylic canvas upholstery is mold, rot and saltwater resistant and UV stable. Quick release buckles facilitate removal for easier cleaning.
- Lap belt included.
- Additional thoracic and head supports compatible.

Specifications:

- Seat width: 360mm (14.25") to suit up to 350mm (13.75") hip width.
- Seat height approx: 510mm (20.15").
- Length overall: 1180mm (46.50") including footrest.
- Maximum width: 855mm (33.50").
- Height from ground to top handles: 1035mm (40.75").
- Weight assembled: 20kg (44 lbs.).
- Payload: 65kg (143 lbs.).
- Front: 2x WheelEEZ® Wheels 30cm (11.8") x 18cm (7") - WZ1-30UB.
- Rear: 2x WheelEEZ® Wheels 42cm (16.5") x 20cm (7.9") - WZ1-42UC.



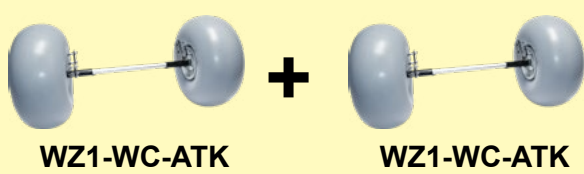
Details & Information: <https://apsl.com.hk/>

2 EASY OPTIONS

3 Wheel Version



4 Wheel Version



or

Kit features include:

- WheelEEZ® polyurethane wheel options: 30cm (11.8"), 42cm (16.5") or 49cm (19.3") to accommodate most kids/adults and their quest to Go Anywhere!
- Marine grade anodized aluminum axle for lightweight strength and durability you can depend on.
- Powder coated aluminium axle brackets and stainless-steel hardware, so no rusting.
- WZ1-AT-FB-30 Kit includes:

1x WZ1-30U WheelEEZ® durable and tough 30cm (11.8") polyurethane wheel.
1x WheelEEZ® 316 marine grade stainless steel swivel caster.
316 Marine grade stainless steel frame including adjustable cross brace.

Details & Information: <https://apsl.com.hk/>



WheelEEZ All-Terrain Rollator

Ultra-lightweight anodized aluminium frame.

- Mesh carry basket.
- Padded seating and backrest.
- 2x WZ1-30U & 2x 24U WheelEEZ® wheels.
- Seat height: 51cm (20").
- Maximum payload: 120kg/ 265 lbs.
- Seat dimensions: 41cm x 28cm (16.15"X 11.25").
- Handle height: 87cm - 96cm (34.25" – 37.80") from the floor.
- Maximum length: 91cm (36").
- Maximum width: 89cm (35.04").


Details & Information: <https://apsl.com.hk/>





ACCESSORIES.

Other WheelEEZ® Usefulness...



For inquiries, please contact: +61 417 613566 or email: info@apsl.com.hk

WheelEEZ Quick Release Axle System

- Marine grade stainless steel tubing for long lasting durability.
- Easy to operate single push button receives / releases wheel axle.
- Adjustable pin length to fit wide range of receptacles.

Available pin diameters: 12 and 12.7 mm (.47 and .50").

WZ1-QR-12/ 127

WheelEEZ WeatherBreaker® Canopy for Sandcruiser® and Sandpiper®.

- Materials: - 70 denier rip-stop taffeta nylon canopy.
- Strong, lightweight aluminum frame.
- Vented mesh sides and rear mesh window with removable cover.
- Handy carry bag included.
- Color: Gray body with black trim.
- Height: Adjustable: 81 cm to 104 cm from seat.
- Width: 49.5 cm.

For Sandpiper®, DC1-C242-D-1
For Sandcruiser®, DC1-C242-D

WheelEEZ Umbrella

- Green polyester canopy/ UV reflective, black underside.
- Fiberglass Ribs and shaft.
- Push Button deployment.
- Comfortable, easy-grip foam handle.
- Deployed Canopy: 152cm (5') diameter.
- Folded dimensions: 110cm (43") x 6.50cm (2.5").
- Weight: .7.5KG (1.65lbs.).

WZ1-UMB21

WheelEEZ Multi Adjustable Umbrella Holder

- Stainless Steel Fits most standard umbrellas.
- Durable and strong. Any angle adjustable.
- Suitable for wheel chairs, prams, strollers etc.

WZ1-UMB-H

Dune Buster Conversion Kit for WheelEEZ Sandcruiser®

- Increases weight limit of the Sandcruiser® to 135kg (298 lbs.).
- Kit includes: (2) WZ1-49UC, 49cm (19.3") PU Balloon Wheels, (1) 316 Stainless Steel Axle Kit with hardware.
- Easy installation by removing standard front casters.

WZ1-DB-01

WheelEEZ Studded Traction Belts

- Access snow and ice safely.
- Traction Belts fit the 49cm rear wheels of the Sandcruiser®.
- Sold in pairs.
- Carry/storage bag included.

WZ4-TRA-01



© 2022 Copyright APSL (Asian Prime Sources Limited - Hong Kong)



© 2022 Copyright APSL (Asian Prime Sources Limited - Hong Kong)